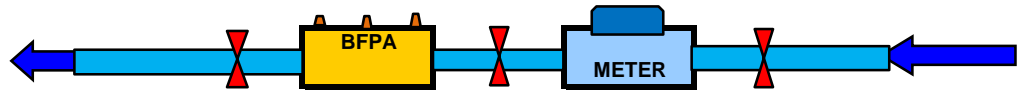
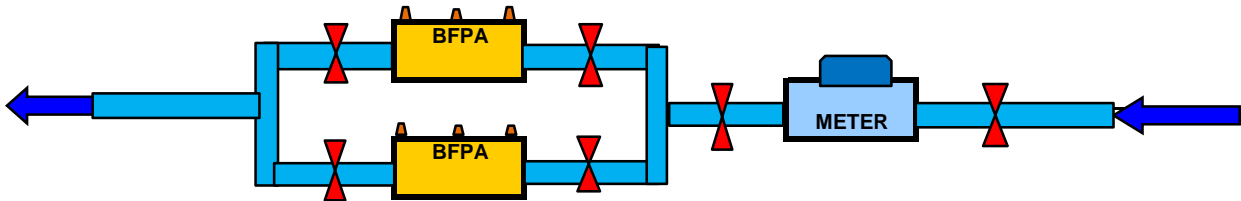


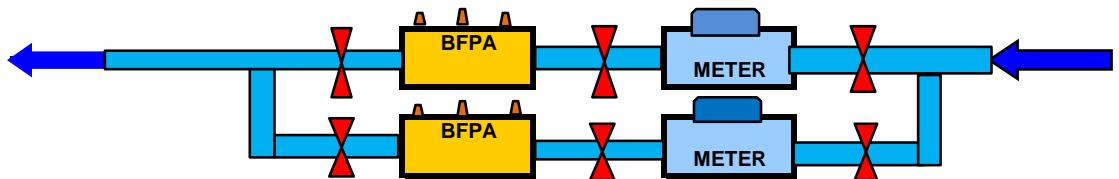
EXAMPLES OF BACKFLOW PREVENTION ASSEMBLY (BFPA) INSTALLATIONS



Example 1 ONE METER AND ONE BFPA WILL CAUSE A TOTAL SHUT DOWN OF BUILDING DURING TESTING OR REPAIRS OF BFPD OR UPDATING OF WATER METER



Example 2 ADDITIONAL BFPA'S INSTALLED WOULD NOT CAUSE A TOTAL SHUT DOWN OF BUILDING DURING TESTING OR REPAIR. HOWEVER, ONE METER ON LINE WOULD CAUSE A TOTAL SHUT DOWN DURING TESTING, REPAIR, OR REPLACEMENT OF METER.



Example 3 INSTALLING A SECOND METER WITH THE ADDITIONAL BFPA'S WOULD NOT CAUSE A TOTAL SHUT DOWN OF BUILDING DURING TESTING OR REPAIR, HOWEVER MAY DECREASE PRESSURE AND VOLUME DURING INDIVIDUAL TESTING OR REPAIR.

**ALL SERVICES BOTH DOMESTIC AND FIRE WILL BE PROTECTED WITH APPROVE USC, AWWA TESTABLE BFPA'S
ALL VERTICAL INSTALLATION MUST BE APPROVED BY THE P.W.S.B.**